

The Survey of Health, Ageing and Retirement in Europe (SHARE): A general overview

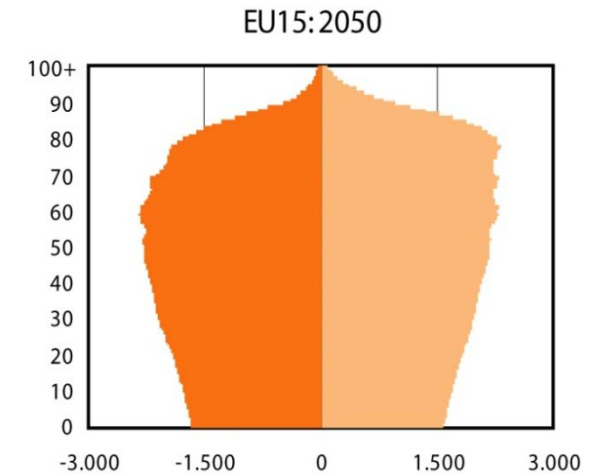
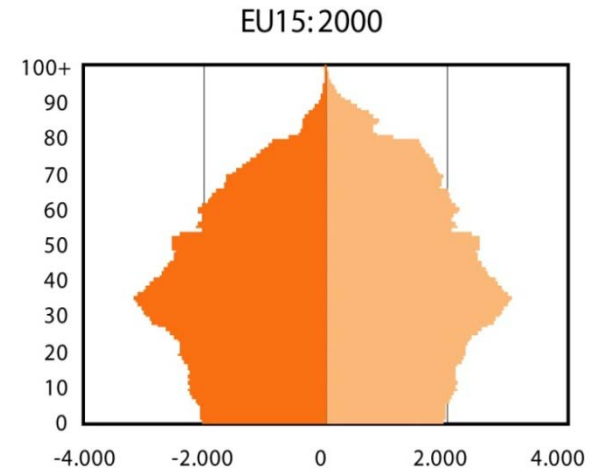
Stefan Gruber

Munich Center for the Economics of Aging
SHARE Database Management

CESSDA Webinar - "Data in Europe: Ageing"

14.06.2017

- ▶ Population ageing is one of *the* challenges of the 21st century
- ▶ Up to now we have insufficient information to understand
 - ▶ the impacts on the living conditions of older people and their families
 - ▶ the influences of state policies on these living conditions
- ▶ **SHARE**
 - ▶ explores the European ‘natural laboratory’ across scientific **disciplines** and **over time** by interviewing Europeans 50+ from 21 countries
 - ▶ provide policy makers with reliable information for evidence based policies and turn the challenges of population ageing into opportunities

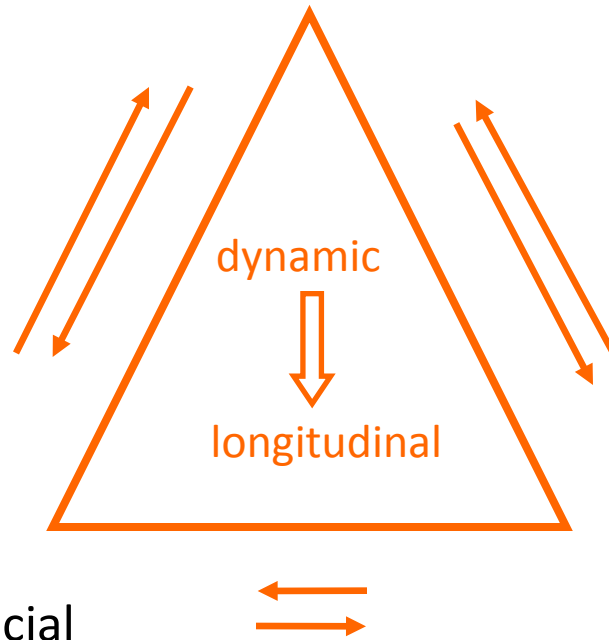


Aims & Principles

Context

Economic

Income security, personal wealth, education



Social

Living arrangements,
partnership, family, social
networks, social support

Health

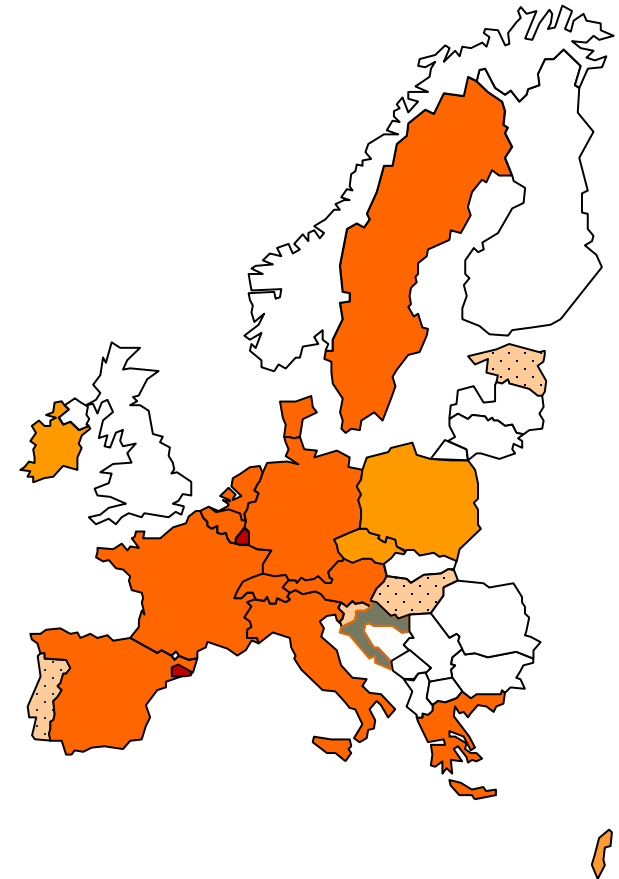
Physical and mental,
health care, disability,
morbidity, mortality

Data collection

- ▶ Panel structure: repeated observations every 2 years
- ▶ 6 waves of data collection released so far:
120.000 individuals; 297.000 interviews
- ▶ 20 European countries + Israel
- ▶ Computer assisted personal interview (CAPI)
- ▶ Ex-ante harmonization

SHARE Waves 1 - 7

- ▶ Welle 1: 2004-05
SE, DK, NL, DE, BE, FR, CH, AT, ES, IT, IL, GR
- ▶ Welle 2: 2006-07
+ IE, CZ, PL
- ▶ Welle 3: 2008-09
SHARELIFE: Retrospective life histories
- ▶ Welle 4: 2010-11
+ PT, SI, HU, EE
Social network (SN)
- ▶ Welle 5: 2013
+ LU, EG
Social deprivation, childhood
- ▶ Welle 6: 2015
+ CR
Social network, Dried Blood Spots (DBS)
- ▶ Welle 7: 2017
+ BG, CY, FI, LI, LT, MT, RO, SK
Retrospective life histories + panel



30 CAPI modules

→ Not every module is part of each wave

	Questionnaire Modules	Wave 1	Wave 2	Wave 4	Wave 5	Wave 6
CV_R	Coverscreen on individual level	X	X	X	X	X
DN	Demographics and Networks	X	X	X	X	X
SN	Social Networks			X		X
CH	Children	X	X	X	X	X
PH	Physical Health	X	X	X	X	X
BR	Behavioral Risks	X	X	X	X	X
CF	Cognitive Function	X	X	X	X	X
MH	Mental Health	X	X	X	X	X
HC	Health Care	X	X	X	X	X
EP	Employment and Pensions	X	X	X	X	X
IT	Computer Use				X	
MC	Mini Childhood				X	
GS	Grip Strength	X	X	X	X	X
WS	Walking Speed	X	X			
CS	Chair Stand		X		X	
BS	Blood Sample					X
PF	Peak Flow		X	X		X
SP	Social Support	X	X	X	X	X
FT	Financial Transfers	X	X	X	X	X
HO	Housing	X	X	X	X	X
HH	Household Income	X	X	X	X	X
CO	Consumption	X	X	X	X	X
AS	Assets	X	X	X	X	X
AC	Activities	X	X	X	X	X
EX	Expectations	X	X	X	X	X
IV	Interviewer Observations	X	X	X	X	X
	Special Questionnaire Modules					
XT	End-of-Life Interview		X	X	X	X
DO	Drop-off	X	X	X	X	X
VI	Vignettes	X	X			
TC	Technical Variables	X	X	X	X	X

30 CAPI modules

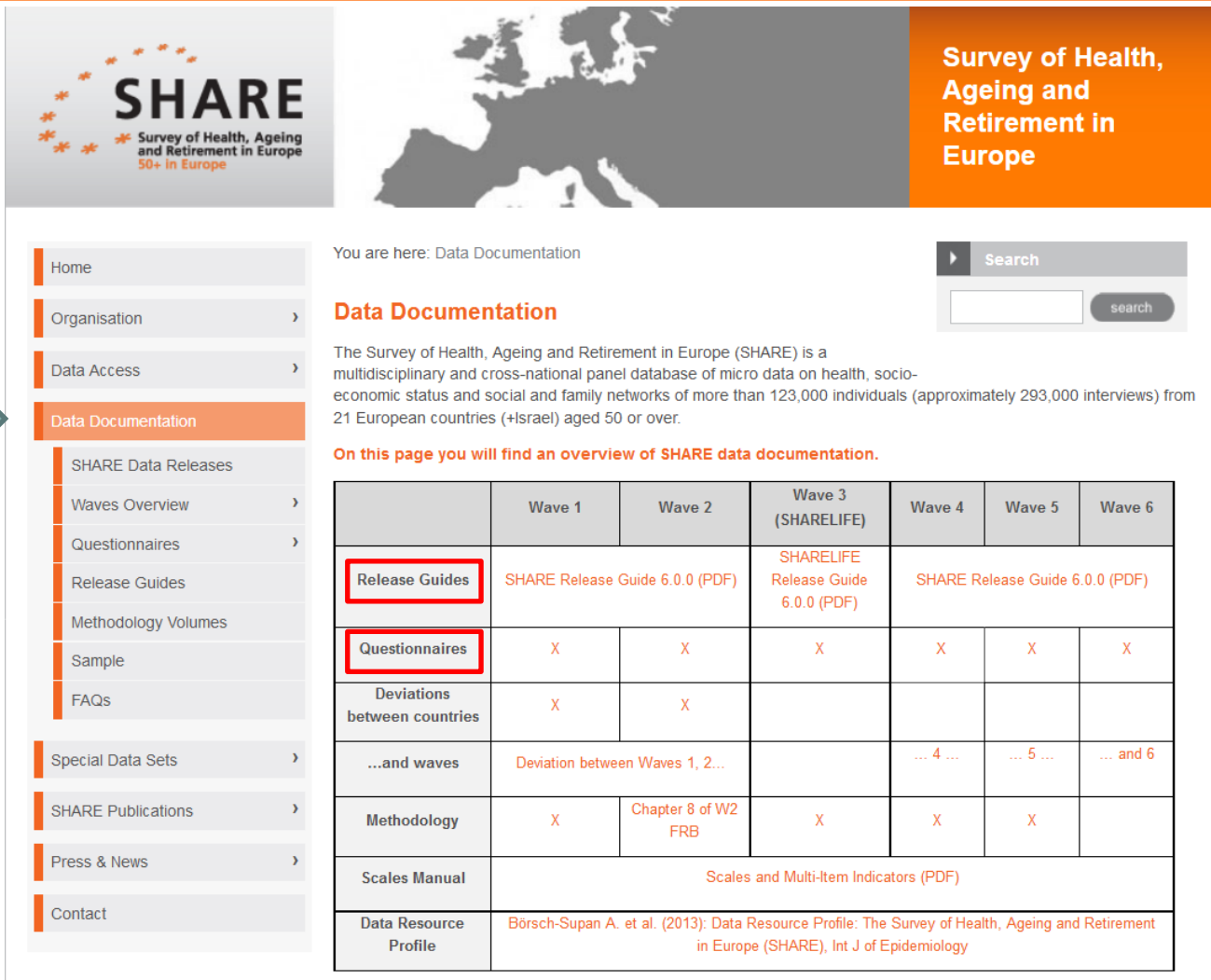
→ Not every module is part of each wave

→ Not every module is answered by each respondent

Module	Name	All respondents ¹	Household Resp.	Financial Resp.	Family Resp.	non-proxy
CV_R	Coverscreen	cv-respondent only				
DN	Demographics	x				
SN	Social Networks	x				x
CH	Children				x	
PH	Physical Health	x				
GS	Grip Strength	x				x
WS	Walking Speed	x				x
BS	Blood Sample	x				x
PF	Peak Flow	x				x
CS	Chair Stand	x				x
SP	Social Support	x (partly)			x (partly)	
FT	Financial Transfers			x		
HO	Housing		x			
HH	Household Income		x			
CO	Consumption		x			
AS	Assets			x		
AC	Activities	x				x
EX	Expectations	x				x
IV	Interviewer Observations	Interviewer only				
XT	End-of-Life Interview	proxy only				
dropoff	Drop off	x				x
vignettes	Vignettes	x				x

Additionally:
17 modules with
generated variables

Generated-Variable-Modules	Content	W1	W2	W3	W4	W5	W6
gv_allwaves_cv_r	Coverscreen information across waves	Cross-wave module					
gv_longitudinal_weights	Longitudinal weights	Cross-wave module					
gv_weights	Cross-sectional sampling design weights and calibrated weights	X	X	X	X	X	X
gv_imputations	Multiple Imputations	X	X		X	X	X
gv_isced	International Standard Classification of Education (ISCED-97/since wave 5 additionally ISCED-11)	X	X		X	X	X
gv_health	Physical and mental health variables and indices like BMI, EURO-D depression scale, etc.	X	X		X	X	X
gv_housing	Housing and NUTS codes	X	X		X	X	X
gv_networks	Information on social networks				X		X
gv_exrates	Exchange rates for all waves, incl. nominal and ppp-adjusted exchange rates	Cross-wave module					
gv_job_episodes_panel	Labour market status of each SHARELIFE respondent throughout her/his life	Cross-wave module					
gv_grossnet	Net income measures derived from reported gross incomes	X					
gv_isco	Classification of occupations via ISCO and of industries via NACE codes	X					
gv_ssw	Social security wealth				X		
gv_deprivation	Indices for material and social deprivation					X	
gv_children	Combined children information						X
gv_linkage	Linkage to Statutory Pension Insurance data (Germany only)	Cross-wave module					
gv_dbs	Dried Blood Spots						X



The screenshot shows the SHARE website's documentation page. At the top, there is a header with the SHARE logo and a map of Europe. A navigation menu on the left includes links for Home, Organisation, Data Access, Data Documentation (highlighted with a green arrow), Special Data Sets, SHARE Publications, Press & News, and Contact. The main content area features a search bar and a breadcrumb trail: "You are here: Data Documentation". The "Data Documentation" section is highlighted in orange and contains a paragraph describing the survey and a link to an overview. Below this is a table with columns for Waves 1 through 6 and rows for various documentation items. Two items, "Release Guides" and "Questionnaires", are highlighted with red boxes. A footer at the bottom contains logos for mea, the European Union, the Federal Ministry of Education and Research, and the National Institute on Aging.

SHARE
Survey of Health, Ageing
and Retirement in Europe
50+ in Europe

Survey of Health, Ageing and Retirement in Europe

You are here: Data Documentation

Data Documentation

The Survey of Health, Ageing and Retirement in Europe (SHARE) is a multidisciplinary and cross-national panel database of micro data on health, socio-economic status and social and family networks of more than 123,000 individuals (approximately 293,000 interviews) from 21 European countries (+Israel) aged 50 or over.

On this page you will find an overview of SHARE data documentation.

	Wave 1	Wave 2	Wave 3 (SHARELIFE)	Wave 4	Wave 5	Wave 6
Release Guides	SHARE Release Guide 6.0.0 (PDF)		SHARELIFE Release Guide 6.0.0 (PDF)	SHARE Release Guide 6.0.0 (PDF)		
Questionnaires	X	X	X	X	X	X
Deviations between countries	X	X				
...and waves	Deviation between Waves 1, 2...			... 4 5 and 6
Methodology	X	Chapter 8 of W2 FRB	X	X	X	
Scales Manual	Scales and Multi-Item Indicators (PDF)					
Data Resource Profile	Börsch-Supan A. et al. (2013): Data Resource Profile: The Survey of Health, Ageing and Retirement in Europe (SHARE), Int J of Epidemiology					

- ▶ SHARELIFE
- ▶ Job Episodes Panel
- ▶ *easy*SHARE
- ▶ Interviewer survey
- ▶ SHARE-RV

1

2

3

4

5

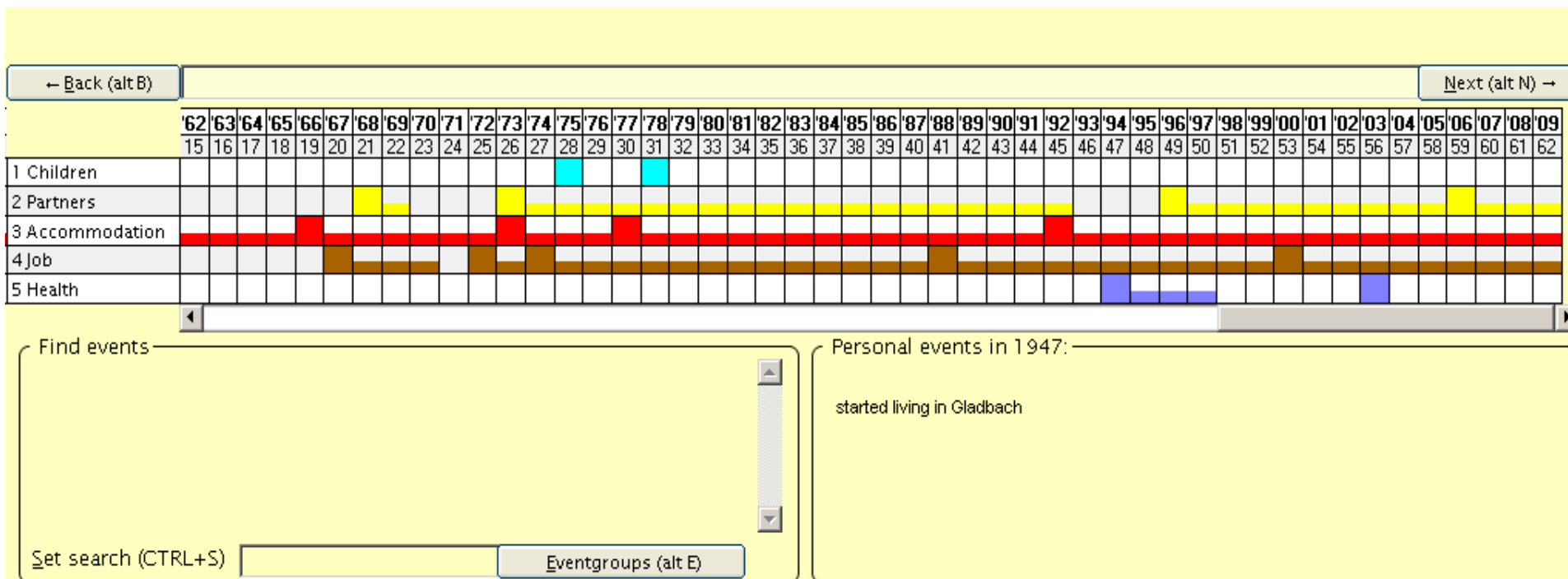
6



Retrospective data

- ▶ Health history
- ▶ Employment history
- ▶ Financial history
- ▶ Partner history
- ▶ Housing history
- ▶ Childhood information

- ▶ SHARELIFE provides data on sequences of live events in flat file format ("wide").
- ▶ Data collection with „Life History Calendar“







Generated dataset that...

- ▶ ...is based on SHARELIFE data
- ▶ ...has the focus on job history
- ▶ ...but also contains information on migration and family biography
- ▶ ...contains context data:
 - ❖ statutory retirement age
 - ❖ early retirement age
 - ❖ pension contribution rate by employer and employee
 - ❖ min. and max. pension benefits

Neuer Ordner

Name	Änderungsdatum	Typ	Größe
 easySHARE_rel5-0-0	26.07.2016 16:10	Stata Dataset	35.825 KB



Intention: easy “entrance” to SHARE + student training

- ▶ Same number of observations as the main release of SHARE
- ▶ Selection of central SHARE variables
- ▶ Simplified data structure
- ▶ Direct analysis possible without complicated data preparation
- ▶ Release Guide including exemplary analysis (SPSS, R, Stata)
- ▶ Stata Code that generates *easySHARE*
 - ▶ Can be used as example for the generation of own panel dataset

- ▶ www.share-project.org
- ▶ Requirements:
 - ▶ Scientific purpose
 - ▶ User statement
 - ▶ Individual access
- ▶ SHARE user support & newsletter:
info@share-project.org



The screenshot shows the 'Data Access' page of the SHARE website. At the top, there is a 'Select Country' dropdown menu. The main header features the SHARE logo and a map of Europe. The page content includes a navigation menu on the left with options like Home, Organisation, Data Access, User Registration, etc. The main content area is titled 'Data Access' and contains the following text:

You are here: Data Access

Data Access

Release of the SHARE data

The SHARE data are distributed by SHARE-ERIC (Survey of Health, Ageing and Retirement in Europe – European Research Infrastructure Consortium) to registered users through the SHARE Research Data Center.

The **SHARE Research Data Center** (FDZ-SHARE) complies with the **Criteria of the German Council for Social and Economic Data (PDF)** (Rat für Sozial- und Wirtschaftsdaten, RatSWD) for providing access to microdata. The access provided by SHARE-ERIC meets the requirements of the **European Charter for Access to Research Infrastructures (PDF)** ("Wide Access" mode).

Access to the data collected and generated in the SHARE projects is provided free of charge for scientific use globally, subject to European Union and national data protection laws as well as the publicly available Conditions of Use.

Under which conditions may SHARE data be used? >>>

Access services are rendered through two public data archives in cooperation with the Central SHARE Coordination Team: the Centerdata Archive located at Tilburg University in the Netherlands and the Data Archive for the Social Sciences, a public data archive run by GESIS Leibniz-Institute for Social Sciences in Cologne.

SHARE data access and download for registered users

How to apply for access and register as SHARE user? >>>

Available data sets

An overview of the up-to-date data sets of the different SHARE waves as well as additional data sets that are available via the *SHARE Research Data Center* can be found here: [SHARE Data Releases](#).


Besides, an administrative records data set that can easily be linked to the German SHARE data is provided by the *Research Data Center of the German Pension Fund (FDZ-RV)* via the [website of the FDZ-RV](#).

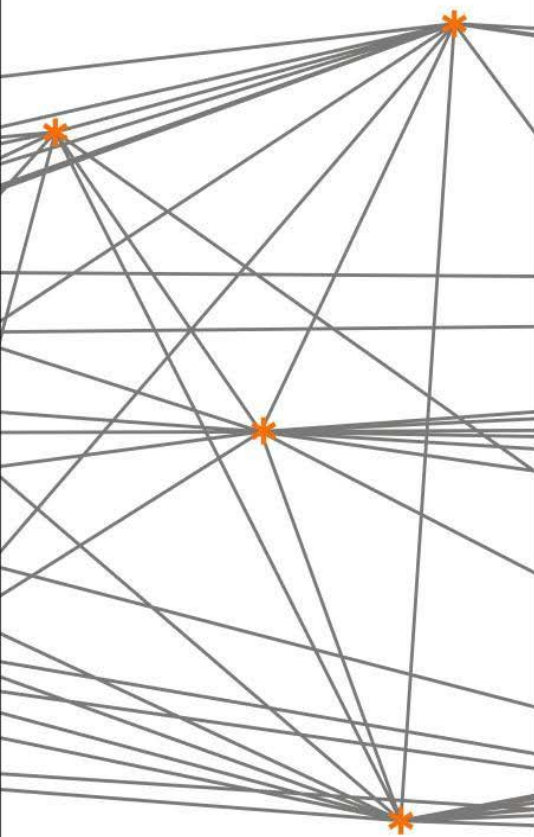
At the bottom of the page, there are social media links for Twitter and Facebook.

Thank you!

<http://www.share-project.org/>

info@share-project.org





BACKUP

▶ Eligible:

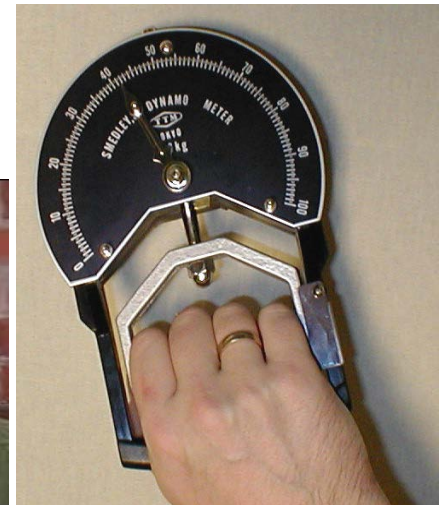
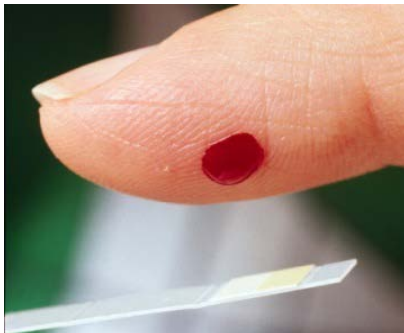
- ▶ persons aged 50 years or older + spouse/partner regardless of age
- ▶ regular domicile in the respective SHARE country

▶ Excluded:

- ▶ incarcerated
- ▶ hospitalized
- ▶ out of the country during the entire survey period
- ▶ unable to speak the country's language(s)

Objective measures in SHARE

- ▶ Walking speed (waves 1 and 2)
- ▶ Grip strength (all waves)
- ▶ Peak flow (waves 2, 4 und 6)
- ▶ Chair stand (waves 2 und 5)
- ▶ Dried blood spots (wave 6)



Scales and tests in SHARE

- ▶ EURO-D (depression scale)
- ▶ CASP-12 (quality of life)
- ▶ Beck Anxiety Scale
- ▶ R-UCLA Loneliness Scale
- ▶ Effort-Reward Imbalance (employment quality)
- ▶ Parts of MMSE (Mini Mental State Examination)
 - ▶ Temporal orientation
 - ▶ Verbal fluency test
 - ▶ Immediate and delayed word recall
 - ▶ Numeracy test (mathematics)



- ▶ When publishing with SHARE data, please include:
 - ▶ The SHARE acknowledgement (<http://www.share-project.org/data-access/citation-requirements.html>)
 - ▶ Börsch-Supan, A. (2017). Survey of Health, Ageing and Retirement in Europe (SHARE) Wave 6. Release version: 6.0.0. SHARE-ERIC. Data set. DOI: 10.6103/SHARE.w6.600
 - ▶ Börsch-Supan, A., M. Brandt, C. Hunkler, T. Kneip, J. Korbmacher, F. Malter, B. Schaan, S. Stuck, S. Zuber (2013). Data Resource Profile: The Survey of Health, Ageing and Retirement in Europe (SHARE). International Journal of Epidemiology. DOI: 10.1093/ije/dyt088
- ▶ And please report publications to:
info@share-project.org